



**Special Notice: 16/2023-24**

14.9.2023

Dear Parent/ Guardian ( P. 2-6 ),

**eClass Parent App**

Since the Campus App is no longer supported by MTR Corporation Limited, our school has to switch to another service provider, e-Class Limited. We will use the eClass intranet system to facilitate the taking of eAttendance as well as receipts of eNotices by parents. Parents of P.2-P.6 students are requested to install eClass Parent App from 15.9.2023 onwards to view your children's attendance and reply eNotices. You can view the attendance of your children in the eClass Parent App when your children have shown up. You can also view P.1-2 Homework Record .You will receive notifications when receiving eNotices or messages from our school. ( notification button must be enabled after the installation of eClass Parent App )

The "eClass App User guidelines" and Parents' login account (login ID and password) are attached. Also, the download guide is available on the school web. Parents can login and use the eClass Parent App to **return the reply-slip of this notice** from 15.9.2023 (Friday)

If you have encountered technical problems, please feel free to contact Mr Alex or Mr Kelvin, IT Support Personnel at 2386 8049.

---

(Ms CHUI Sau-man)

Headmistress

eClass



# Parent App Installation eClass Parent App

## Step 1 Download eClass Parent App



iOS

App Store



Search



install



Android


Play Store

eClass Parent App

eClass Parent App

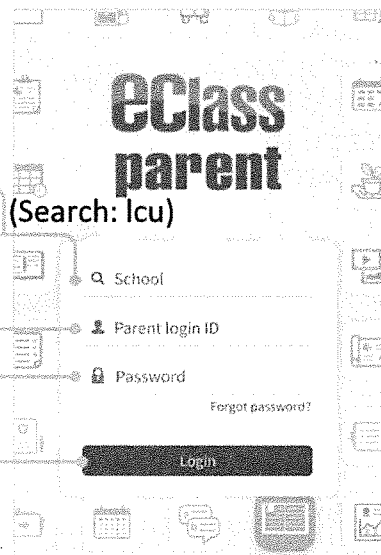


## Step 2 Click "Allow"



## Step 3 Log in eClass Parent App

Enter School name, eClass Parent login ID and Password to log in. Allow the app to send you notifications and download media to your album in order to receive information from school.



## Step 4 Start using

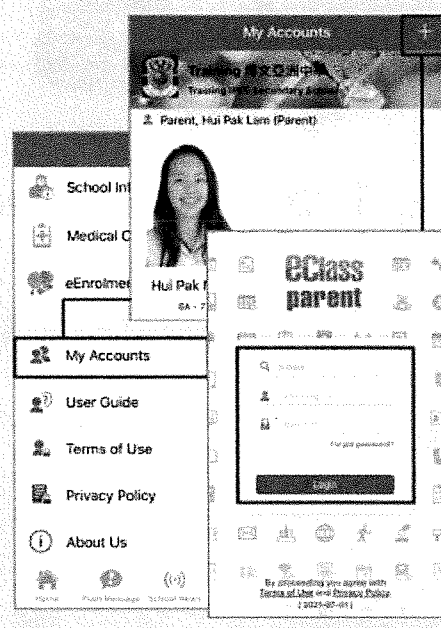
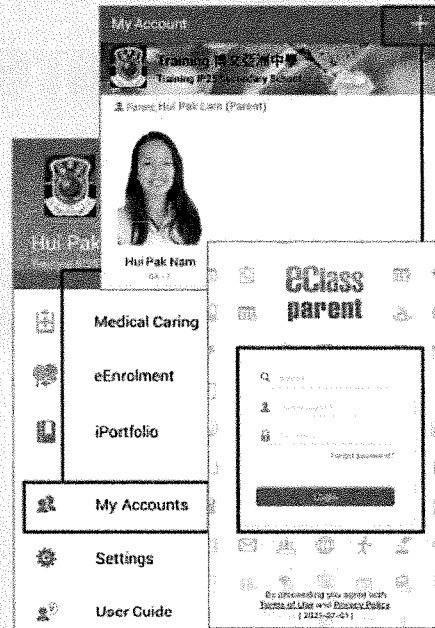
You may start using eClass Parent App.





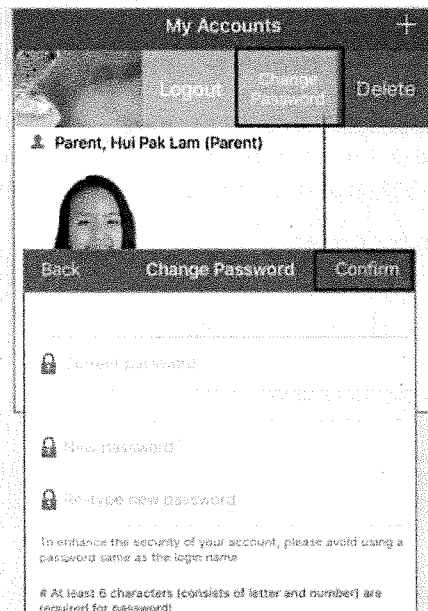
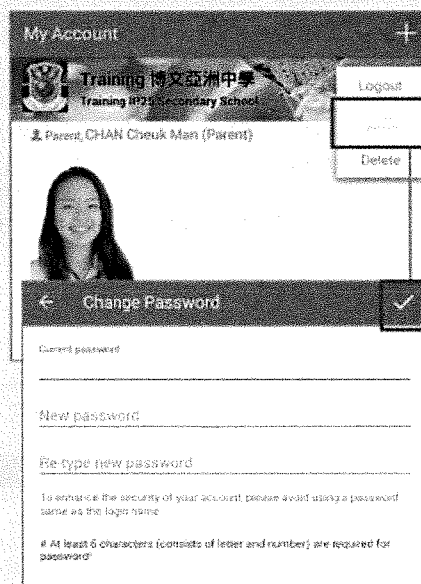
## Add Account(s)

1. Click "My Accounts".
2. Click "+" to add account(s).



## Change password

3. Select [Change password] to change the password.
4. Enter current password, new password and then enter the new password again. Click [Confirm] or [✓] to finish.



1. You are suggested to change your password in this format: "p + mobile phone number"  
e.g. p12345678
2. Remember to change your password for 3 times if you have 3 children at our school.  
These three passwords can be the same.

## Reset password

5. Click "Forgot password?".

Android

4:45 66%

eClass parent

Li Cheng Uk Government Primary School

Parent login ID

Password

Forgot password?

Login

iOS

4:45 66%

eClass parent

Li Cheng Uk Government Primary School

Parent login ID

Password

Forgot password?

Login

6. Enter Parent Login ID and Student Google Classroom Email.

7. Click "Confirm".

Android

4:45 66%

eClass parent

Forgot password?

Enter Login ID and email address for password reset.

Li Cheng Uk Government Primary School

Parent login ID

Email Address

If you cannot receive the password reset email, kindly contact your school or organization to reset it.

CANCEL CONFIRM

iOS

4:45 66%

eClass parent

Forgot password?

Enter Login ID and email address for password reset.

Li Cheng Uk Government Primary School

Parent login ID

Email Address

If you cannot receive the password reset email, kindly contact your school or organization to reset it.

CANCEL CONFIRM




# eNotice



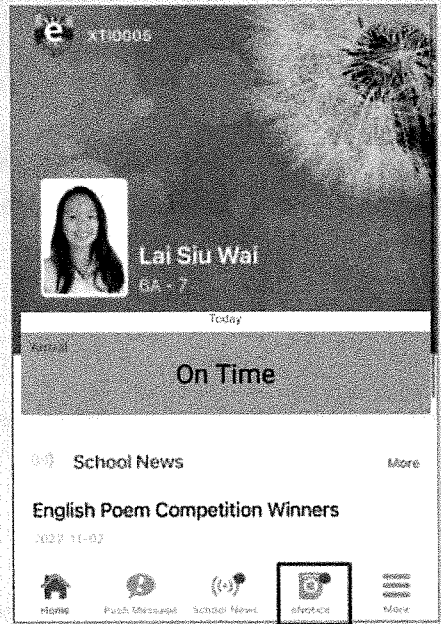
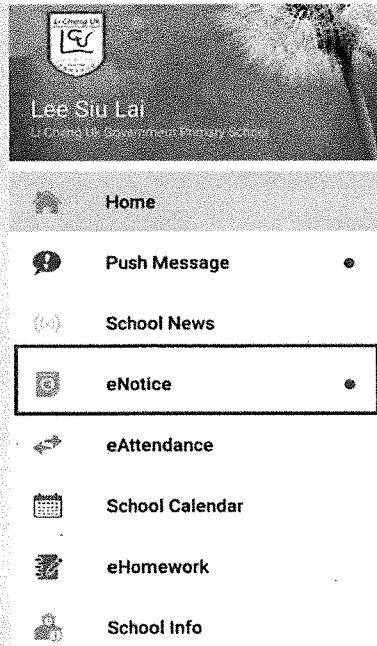
## Android iOS

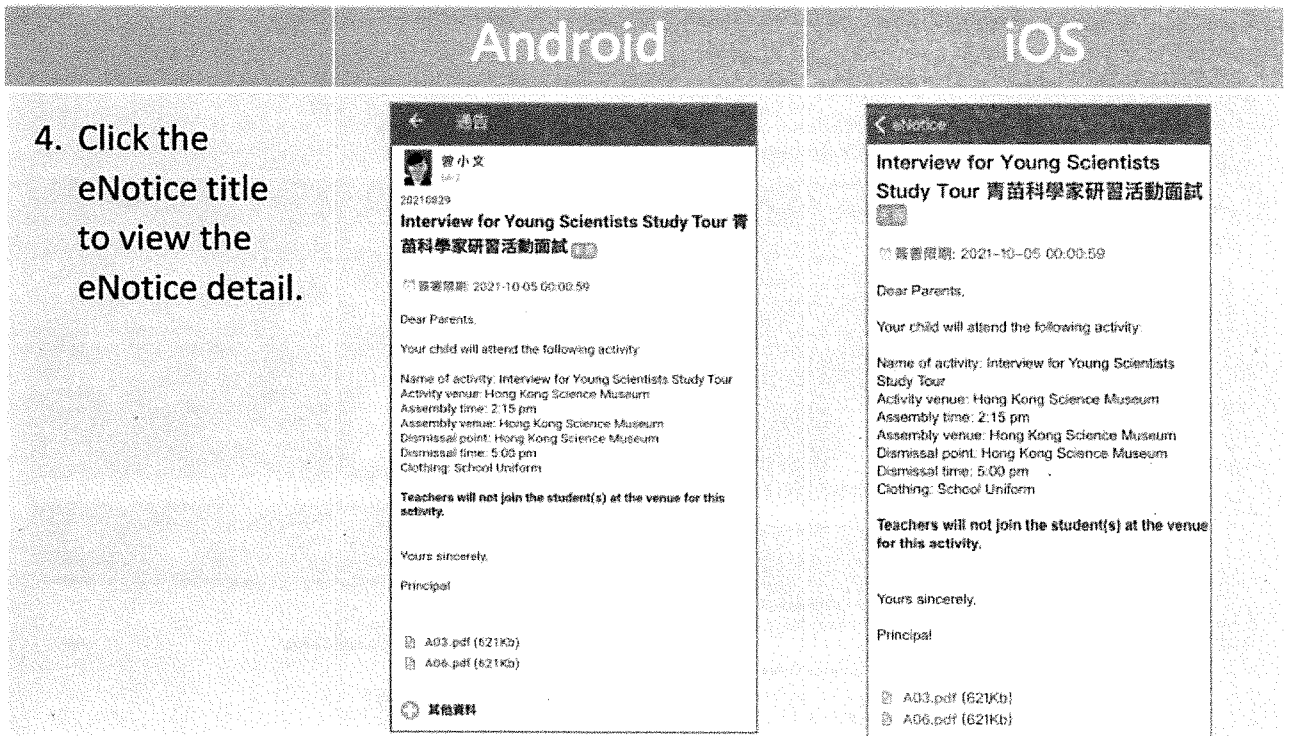
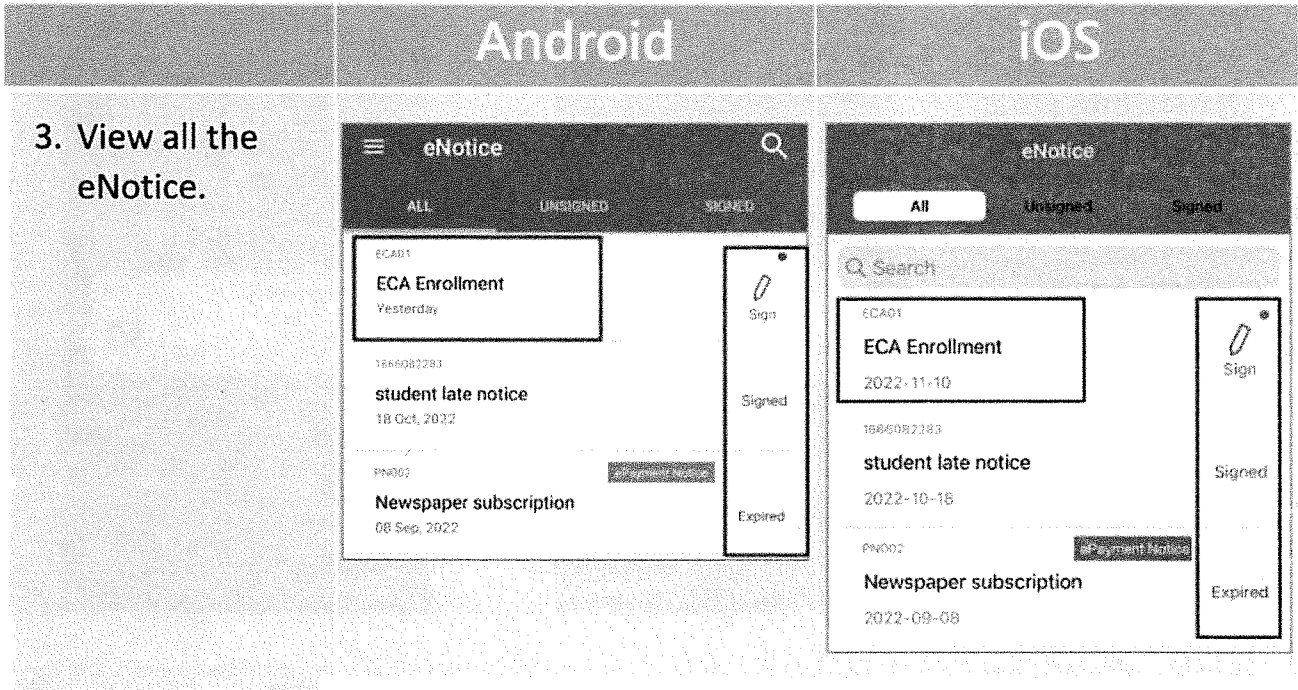
1. If you have more than one child, select one account.



## Android iOS

2. Select [eNotice]



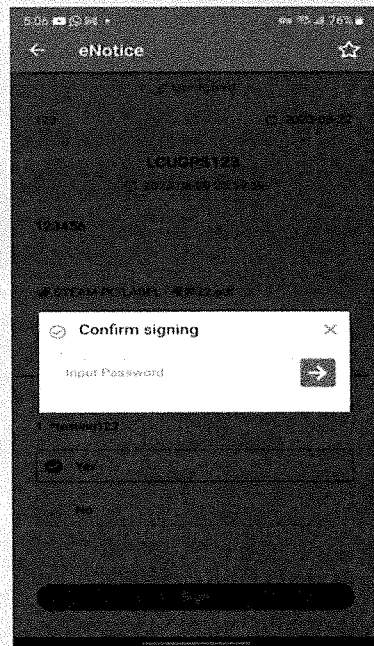
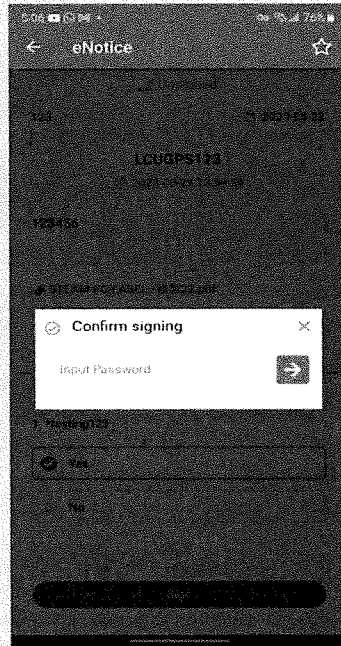


## Android

## iOS

5. Sign the eNotice by entering your password. (Your login password)

6. If you have 3 children at our school, you need to sign the eNotice for 3 times.



eClass  
parent


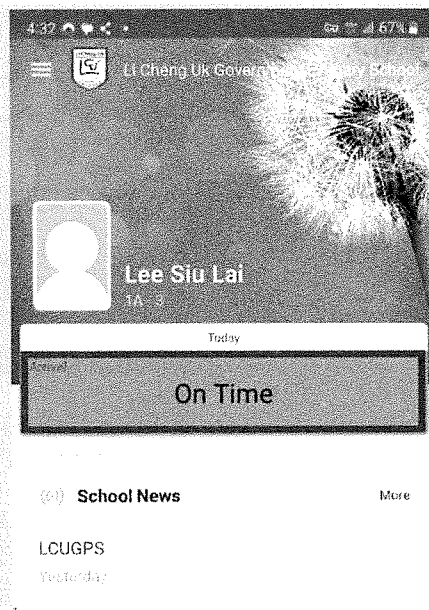
# Student Attendance

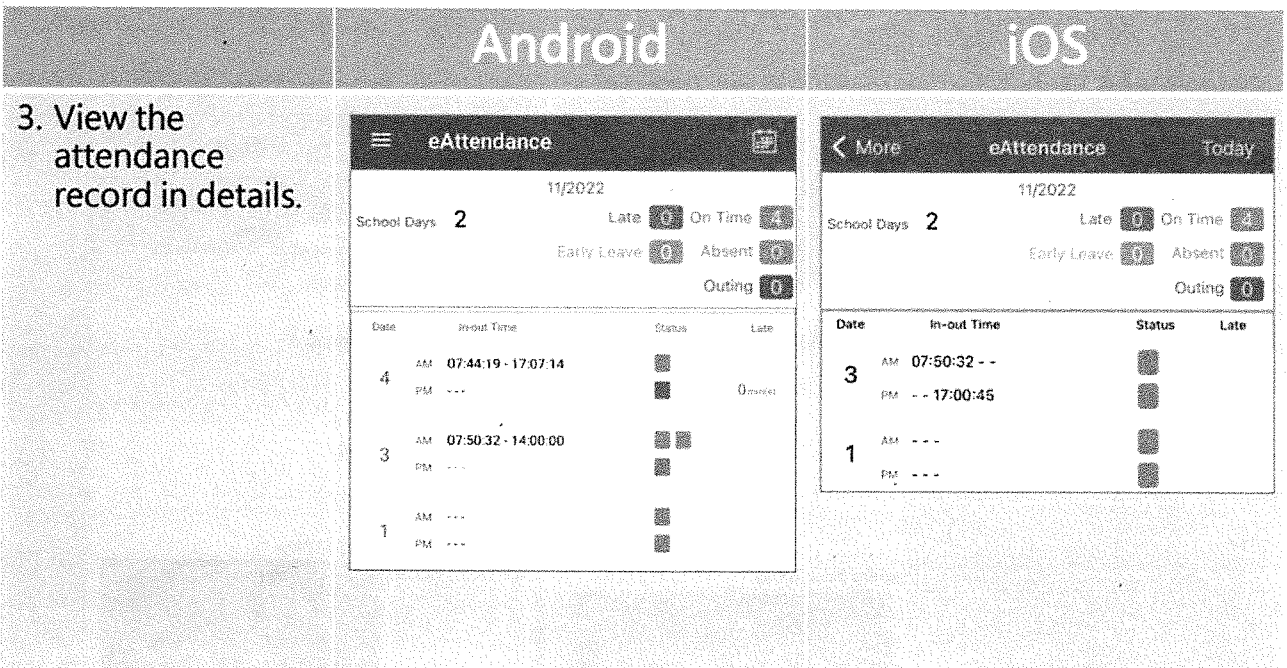
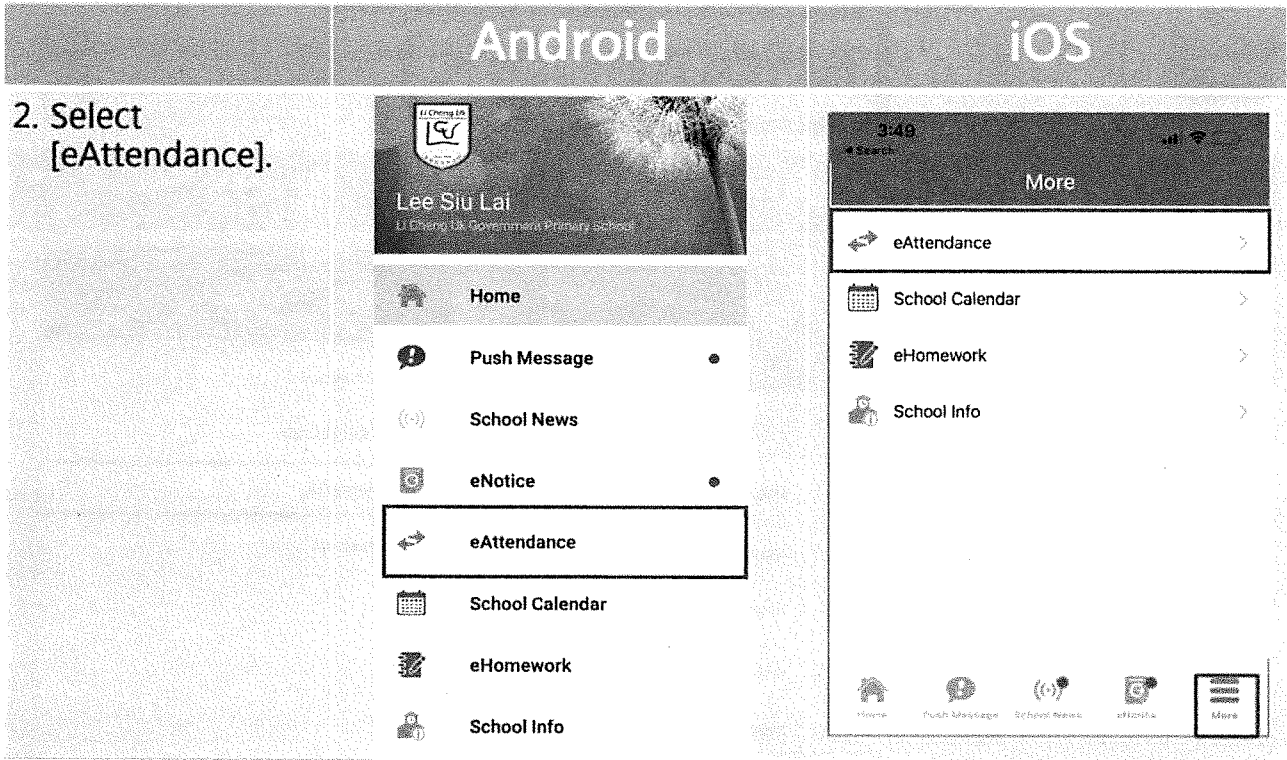


## Android

## iOS

1. Attendance record of the day is shown on the homepage.







# P.1-2 Students ONLY

# eHomework



	Android	iOS
1. Select [eHomework].		

	Android	iOS
2. View homework.		



# Push Message



	Android	iOS
<b>Push Message</b>		

Push Message (Users may view back the read push message.)

Lee Siu Lai  
Li Shing Li Government Primary School

- Home
- Push Message**
- School News
- eNotice
- eAttendance
- School Calendar
- eHomework
- School Info

Lai Siu Wai  
6A

On Time

School News

English Poem Competition Winners

10:22 AM

Home Push Message eNotice eAttendance School Calendar eHomework School Info

	Android	iOS
<b>Push Message</b>		

Push Message (Users may view back the read push message.)

Click [Noted] to confirm reading.

CHONG Sin Han  
3A

**Winter Uniform**

This week has been uniform transition week where students may start wearing winter uniform. From next week, all students are expected to wear winter uniform.

Today 03:45:54 PM

[Noted]

Lai Siu Wai  
6A


**Winter Uniform**

This week has been uniform transition week where students may start wearing winter uniform. From next week, all students are expected to wear winter uniform.

2022-11-10 15:25:11

[Noted]

# School Calendar



1. Select [School Calendar].

## Android

## iOS

2. View holidays and events of the month.

## Android

Sun	Mon	Tue	Wed	Thu	Fri	Sat
1	2	3	4	5	6	7
8	9	10	11	12	13	14
15	16	17	18	19	20	21
22	23	24	25	26	27	28
29	30	31	1	2	3	4
5	6	7	8	9	10	11

- 2 The day following National Day >
- 23 Chung Yeung Festival >
- 28 PTA AGM & 1st PTA Meeting >

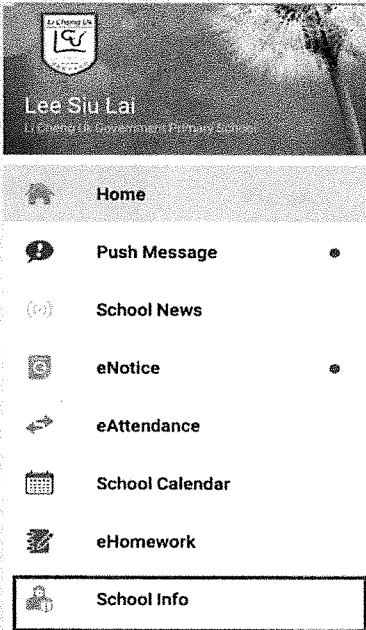
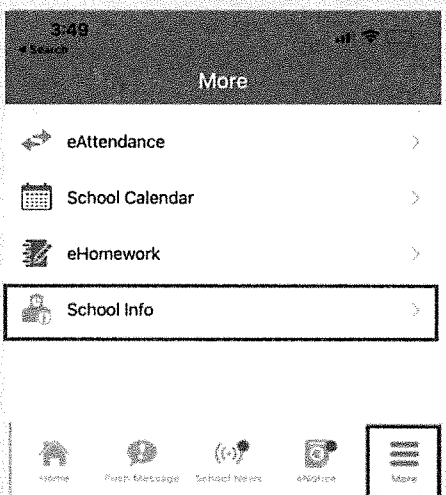
## iOS



Sun	Mon	Tue	Wed	Thu	Fri	Sat
1	2	3	4	5	6	7
8	9	10	11	12	13	14
15	16	17	18	19	20	21
22	23	24	25	26	27	28
29	30	31	1	2	3	4
5	6	7	8	9	10	11

- 2 The day following National Day >
- 23 Chung Yeung Festival >
- 28 PTA AGM & 1st PTA Meeting >

# School Info



	Android	iOS
1. Select [School Info].		

	Android	iOS
2. You can find School Website.		



# Parents Website



	Android	iOS
Select [Parents Website] to view related information.		

	Android	iOS
You can find Parents Support Hotline.		